
Introduction to Archaeology

Middle School
Science
Social Studies

Overview

The PowerPoint presentation covers the main purposes and processes of archaeology.

Objectives

Students will learn about the scientific processes that archaeologists use to learn about people in the past.

Students will learn about archaeology as a career and what education is required.

Students will learn that laws and a code of ethics apply to archaeology.

Activities

Student activities and worksheets include:

- Graphic organizers

- Timeline

- True/false review questions

- Short answer question

- Essay question

- Individual activities

- Group activity

Teacher answer sheets are provided.

Related Resources about Archaeology

www.crt.la.gov/DiscoverArchaeology

Vocabulary

Absolute dating

Analysis

Artifact

Carbon-14 dating

Context

Excavation

Feature

Historic

Hypotheses

Inference

Interpretation

Law of Superposition

Prehistoric

Publication

Radiocarbon dating

Research

Relative dating

Scientific method

Stratigraphy

Site

Name: _____

Teacher: _____

Course: _____

Date: _____

List 3 things that you know about archaeology. Keep this list handy, we'll use it again after the presentation.

What I know about archaeology

Name: _____

Teacher: _____

Course: _____

Date: _____

Process of Archaeology



Challenge: see if you can order the steps in archaeology:

Research

Interpretation

Publication

Excavation

Analysis

Hypothesis

Image credit: <http://www.clker.com/clipart-six-6-rainbow-circular-arrows.html>

Process of Archaeology

Archaeology Stratigraphy Challenge (page 1)

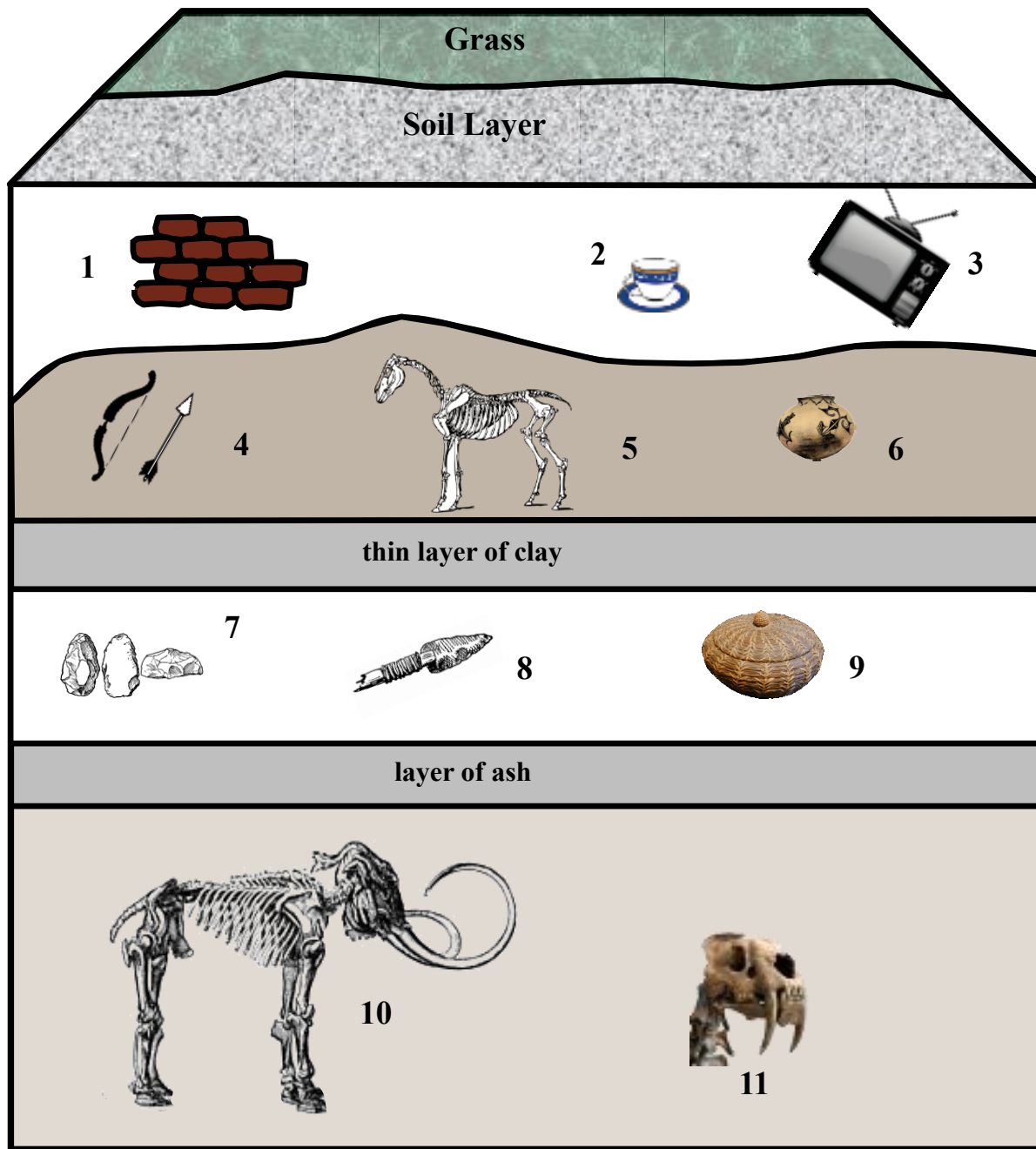


Image credits:

Louisiana Division of Archaeology with various clipart

Cup: <http://www.clker.com/clipart-3941.html>

Television: <https://openclipart.org/detail/19899/old-television-20>

Bow and Arrow: <https://openclipart.org/detail/202285/bow-and-arrow>

Horse: <https://openclipart.org/detail/896/horse-skeleton>

Pot and Basket: <http://www.firstpeople.us>

Stone Tools: http://etc.usf.edu/clipart/49400/49412/49412_stones-paleo.htm

Spear: http://etc.usf.edu/clipart/17500/17529/arrowheads_17529.htm

Mammoth: https://commons.wikimedia.org/wiki/File:PSM_V21_D509_Skeleton_of_a_mammoth.jpg

Name: _____

Teacher: _____

Course: _____

Date: _____

Archaeology Stratigraphy Challenge (page 2)

Identify the artifact

Word Bank

- 1 _____
- 2 _____
- 3 _____
- 4 _____
- 5 _____
- 6 _____
- 7 _____
- 8 _____
- 9 _____
- 10 _____
- 11 _____

- Mammoth
- Indian Basket
- Bow and Arrow
- Horse
- Bricks
- Cup and Saucer
- Saber-Tooth Cat
- Spear
- Television
- Ceramic Pot
- Stone Tools

Based on the Law of Superposition, which two things are the oldest?

Name: _____

Teacher: _____

Course: _____

Date: _____

List 3 things that you *now* know about archaeology. Compare this list to the one you made at the beginning of the presentation. What is the same? What is different?

What I *now* know about archaeology

Name: _____

Teacher: _____

Course: _____

Date: _____

Review (True/False, Short Answer, Essay)

Archaeology is the study of dinosaurs and fossils.

True False

Archaeologists can work on land or underwater.

True False

The process of archaeology follows the scientific method.

True False

Archaeologists can tell how old a site or artifact is by guessing.

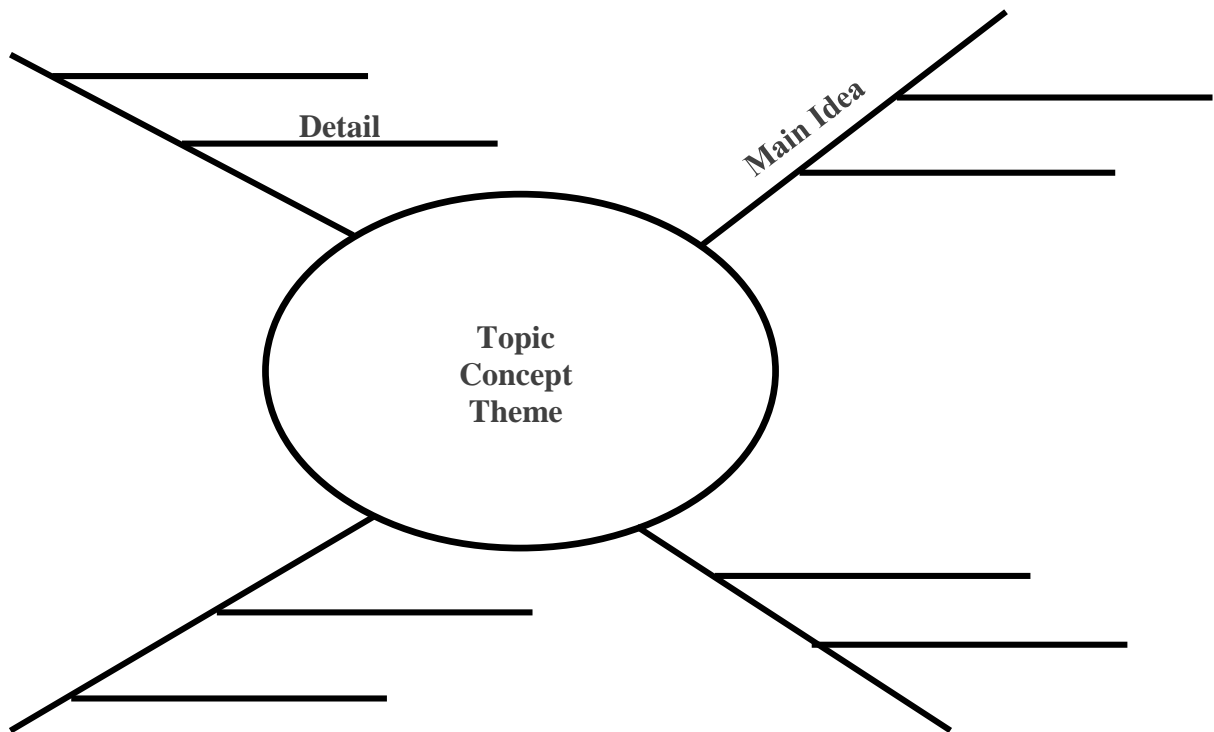
True False

What is one dating method used by archaeologists? _____

How do archaeologists tell the story of a site? _____

Spider Map (page 1)

This is a spider map that can be used to organize information. Use this spider map to organize the information you just learned about archaeology. Start with a main topic, concept or theme. Use the long legs to list the main ideas. The short legs can be used for details. You do not have to do this diagram just like the one used in the presentation. Decide for yourself what should go in this diagram. Discuss your choices with others in the class.

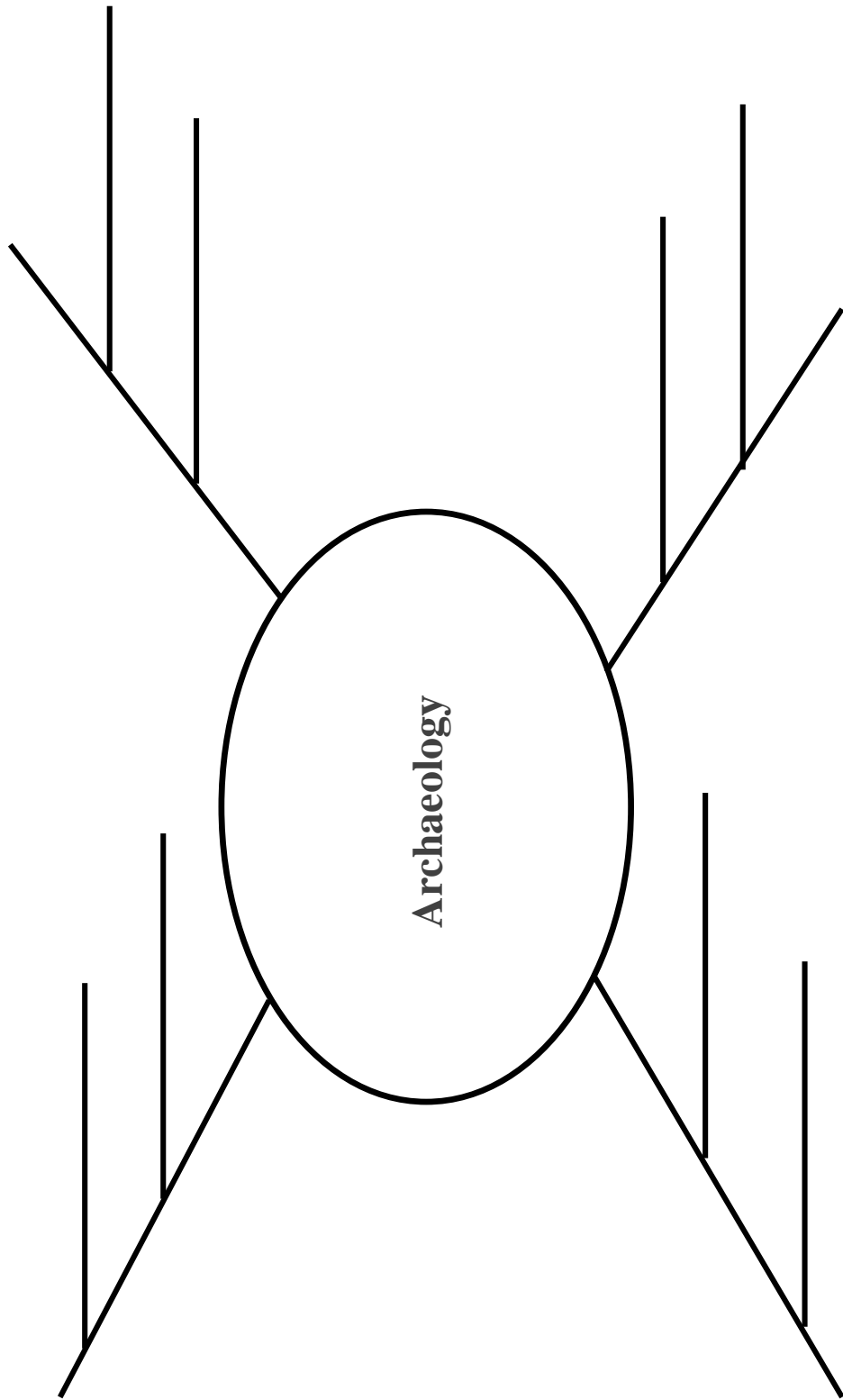


Teacher: _____

Date: _____

Name: _____

Course: _____

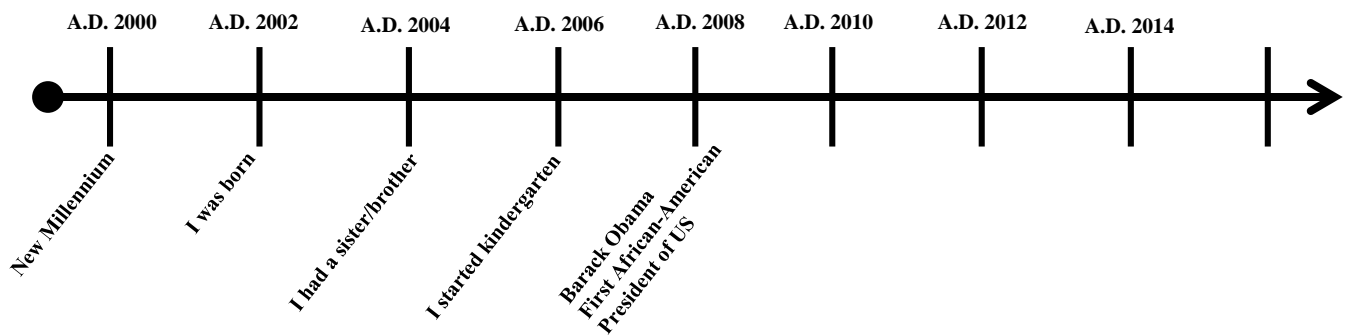


Individual Activity – Investigate Your Past (page 1)

Consider the events of your life. What events would you list on this timeline? Do you remember important local, national or international events that have occurred during your life?

Draw a timeline of your life. Be sure to label the years or specific dates of events. Consider events that happened before you were born, and what effect or influence they may have had on your life.

Here is an example:

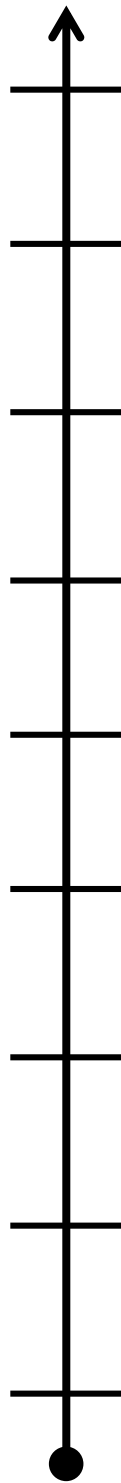


Teacher: _____

Date: _____

Name: _____

Course: _____



For the Teacher

Answer: order the steps in archaeology



Image credit: <http://www.clker.com/clipart-six-6-rainbow-circular-arrows.html>

For the Teacher

Answers

Review (True/False, Short Answer, Essay)

Archaeology is the study of dinosaurs and fossils.

True False

Archaeologists can work on land or underwater.

True False

The process of archaeology follows the scientific method.

True False

Archaeologists can tell how old a site or artifact is by guessing.

True False

What is one dating method used by archaeologists? absolute dating, radiocarbon dating, carbon-14 dating, or relative dating

How do archaeologists tell the story of a site? Archaeologists interpret the information from a site through research and analysis. They also work with other archaeologists who share their ideas about the artifacts and the site, as well as what may have happened there. They publish their work in magazines, books, or brochures.

Group Activity – You Are Archaeologists in the Future

There are no wrong answers here.

Archaeology Stratigraphy Answers – match

- 1 Bricks
- 2 Cup and Saucer
- 3 Television
- 4 Bow and Arrow
- 5 Horse
- 6 Ceramic Pot
- 7 Stone Tools
- 8 Spear
- 9 Indian Basket
- 10 Mammoth
- 11 Saber-Tooth Cat

Based on the Law of Superposition, the oldest things are the mammoth and the sabertooth cat.

Introduction to Archaeology

This is one in a series of modules about Louisiana archaeology. Each module has a PowerPoint presentation and associated student activities. The series is called “Learn about Louisiana’s Past through Archaeology.”

The presentation is intended for educational use. Please use image credits where provided.

Please visit the Division of Archaeology website for additional teaching materials and educational resources at: www.crt.la.gov/DiscoverArchaeology.

Presented by:

Louisiana Division of Archaeology
Office of Cultural Development
Department of Culture, Recreation and Tourism
Office of the Lieutenant Governor
Baton Rouge, Louisiana

This project was made possible through the Governor's Office of Homeland Security and Emergency Preparedness (GOHSEP) and the Federal Emergency Management Agency (FEMA) as part of implementing the Louisiana Hazard Mitigation Grant Program for Hurricane Katrina recovery.

© Louisiana Division of Archaeology 2016